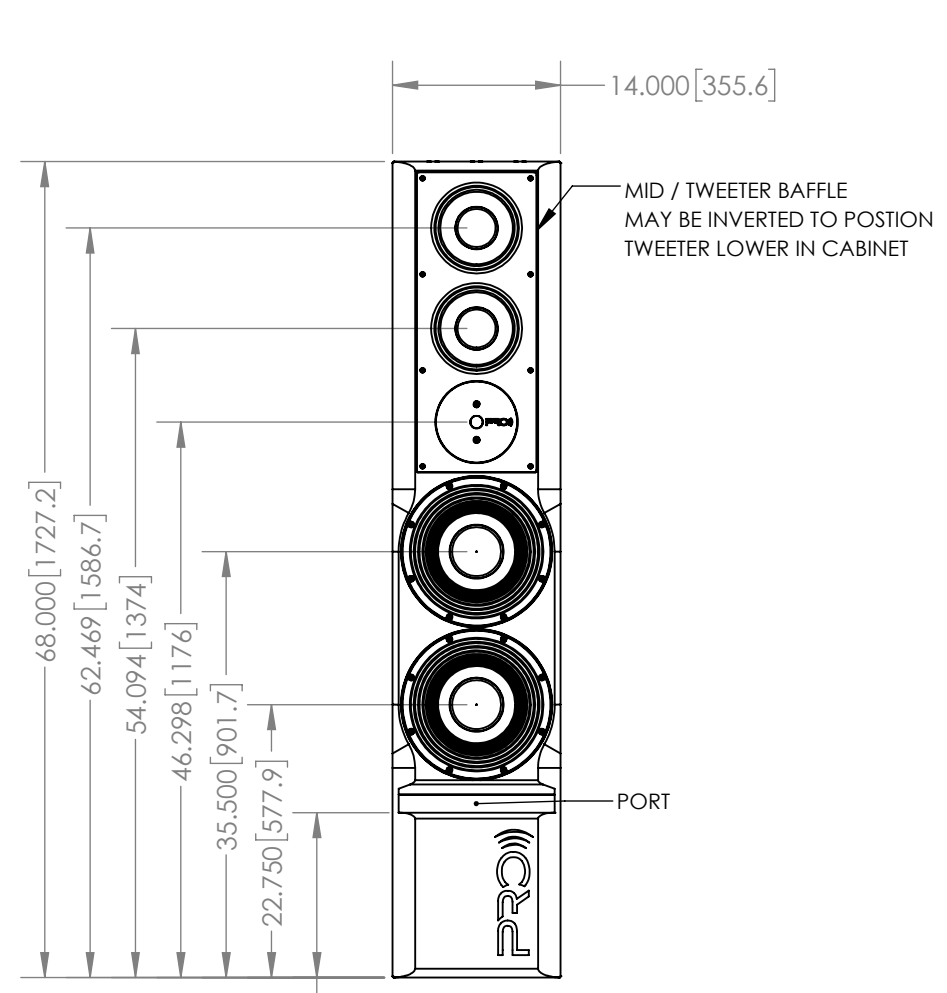


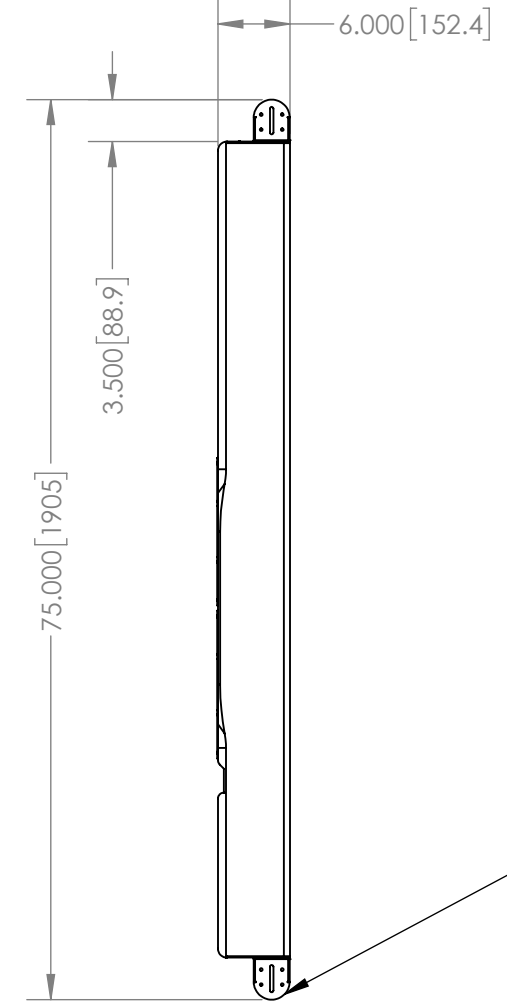
**TOP VIEW (INSTALLED)**

**NOTES**

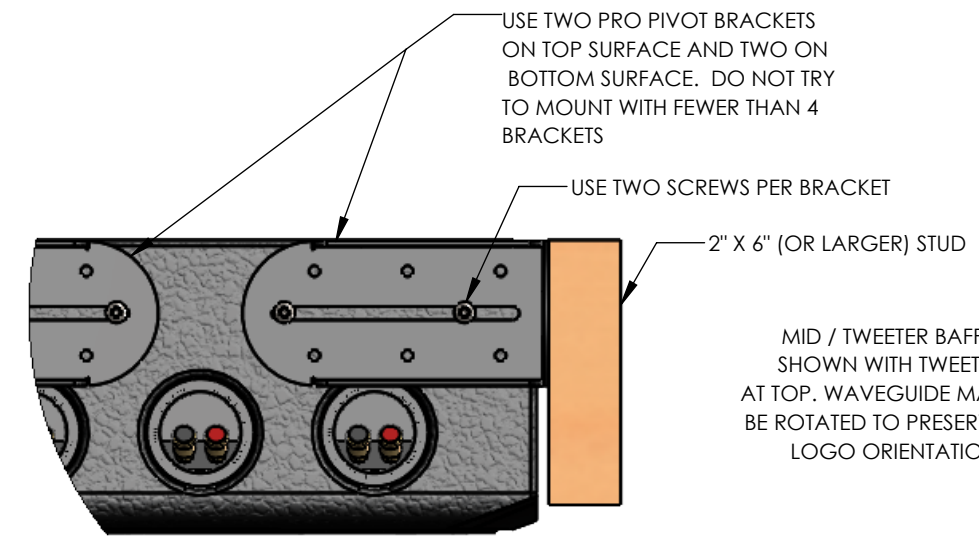
1. CONNECT SR-28212ai TO PRO LOUDSPEAKER CONTROLLERS ONLY. DO NOT CONNECT TO THIRD PARTY AMPLIFIERS. DOING SO WILL VOID LOUDSPEAKER WARRANTY.
2. **MODEL SR-28212ai REQUIRES TRI-AMP OPERATION. 6 CONDUCTORS REQUIRED.**



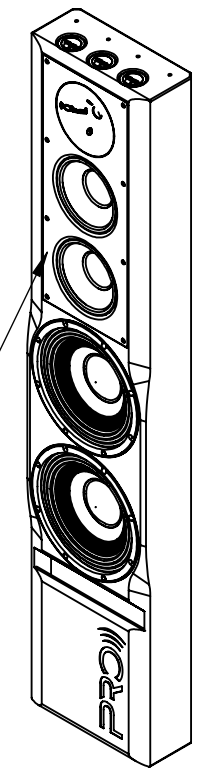
**FRONT VIEW**



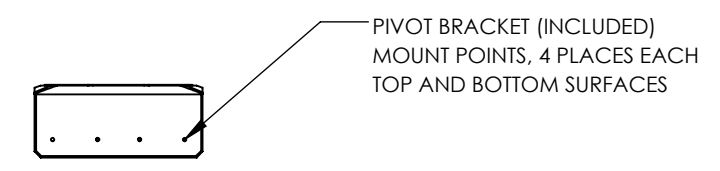
**SIDE VIEW**



**DETAIL A  
SCALE 1 : 4**



**ISO VIEW**



**BOTTOM VIEW**

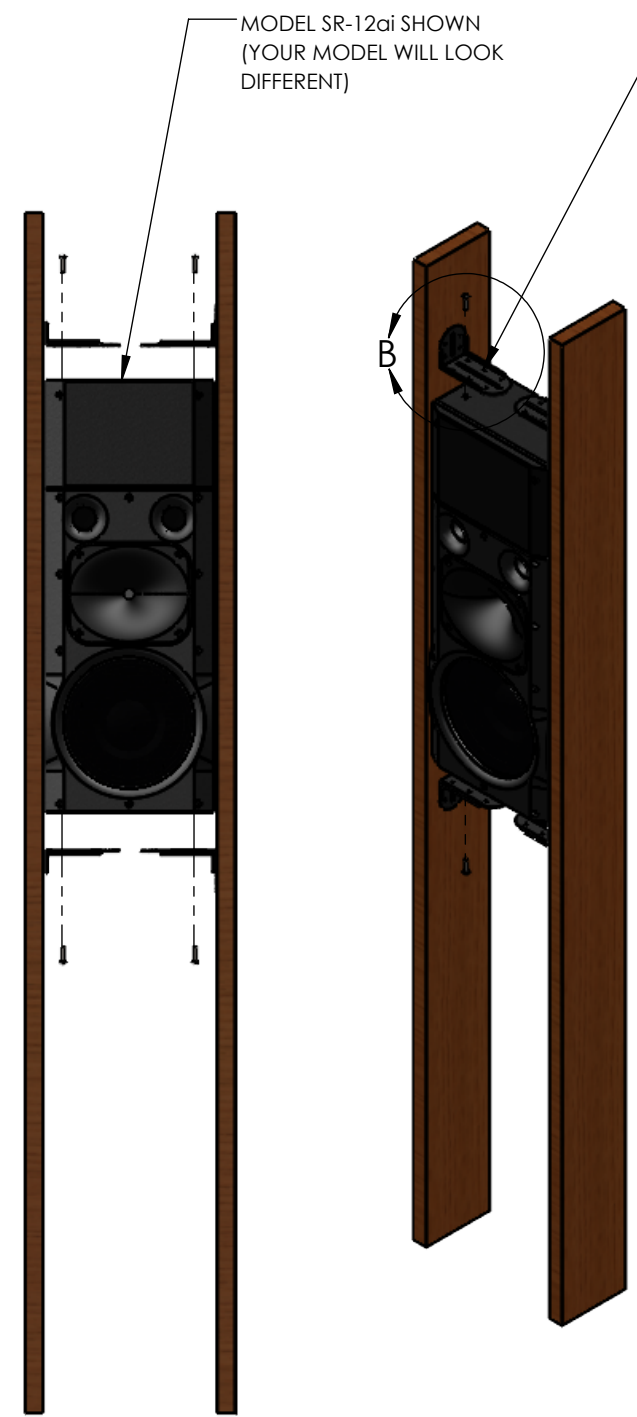
**PROPRIETARY AND CONFIDENTIAL**  
 THE INFORMATION CONTAINED IN THIS DRAWING IS THE SOLE PROPERTY OF PROFESSIONAL HOME CINEMA, LLC. ANY REPRODUCTION IN PART OR AS A WHOLE WITHOUT THE WRITTEN PERMISSION OF PROFESSIONAL HOME CINEMA, LLC IS PROHIBITED. THE HOLDER OF THIS DOCUMENT SHALL KEEP ALL INFORMATION CONTAINED HEREIN CONFIDENTIAL AND SHALL PROTECT THE SAME IN WHOLE OR IN PART FROM DISCLOSURE AND DISSEMINATION TO ALL THIRD PARTIES.

		UNLESS OTHERWISE SPECIFIED:		NAME	DATE	<b>PRO AUDIO TECHNOLOGY</b>		
		DIMENSIONS ARE IN INCHES TOLERANCES: FRACTIONAL ± ANGULAR: MACH ± BEND ± TWO PLACE DECIMAL ±0.01 THREE PLACE DECIMAL ±0.01		DRAWN				TITLE: <b>SR-28212ai DIMENSIONS AND WIRING</b>
		INTERPRET GEOMETRIC TOLERANCING PER:		CHECKED		SIZE	PART NO.	
		MATERIAL		ENG APPR.		<b>B</b>		<b>A</b>
		FINISH		MFG APPR.		SCALE: 1:16 WEIGHT:		SHEET 1 OF 2
NEXT ASSY	USED ON	DO NOT SCALE DRAWING		Q.A.				
APPLICATION								

8 7 6 5 4 3 2 1

D  
C  
B  
A

D  
C  
B  
A



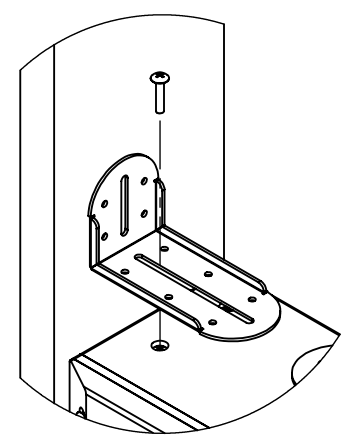
**STUD MOUNT - STRAIGHT EXAMPLE**

MODEL SR-12ci SHOWN (YOUR MODEL WILL LOOK DIFFERENT)

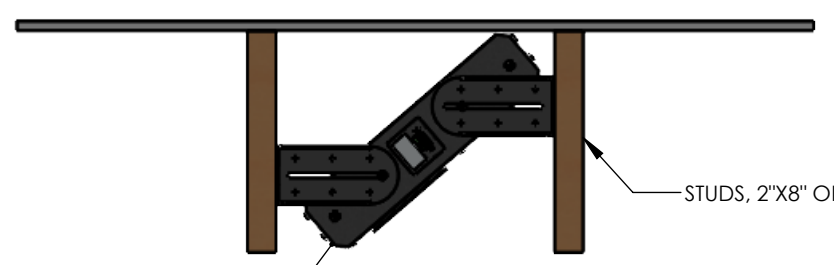
USE ALL FOUR BRACKETS - TWO ON TOP, TWO SUPPORTING BOTTOM OF LOUDSPEAKER

ATTACH BRACKETS TO SPEAKER WITH 1/4"-20 SCREWS INSTALLED IN SPEAKER MOUNT POINTS.

ATTACH BRACKETS TO STUDS USING SUPPLIED LAG SCREWS.



**DETAIL B  
SCALE 1 : 6**

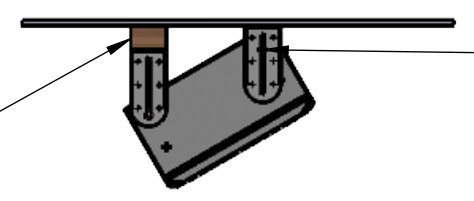


**STUD MOUNT - AIMED EXAMPLE**

MODEL SR-25im SHOWN (YOUR MODEL WILL LOOK DIFFERENT)

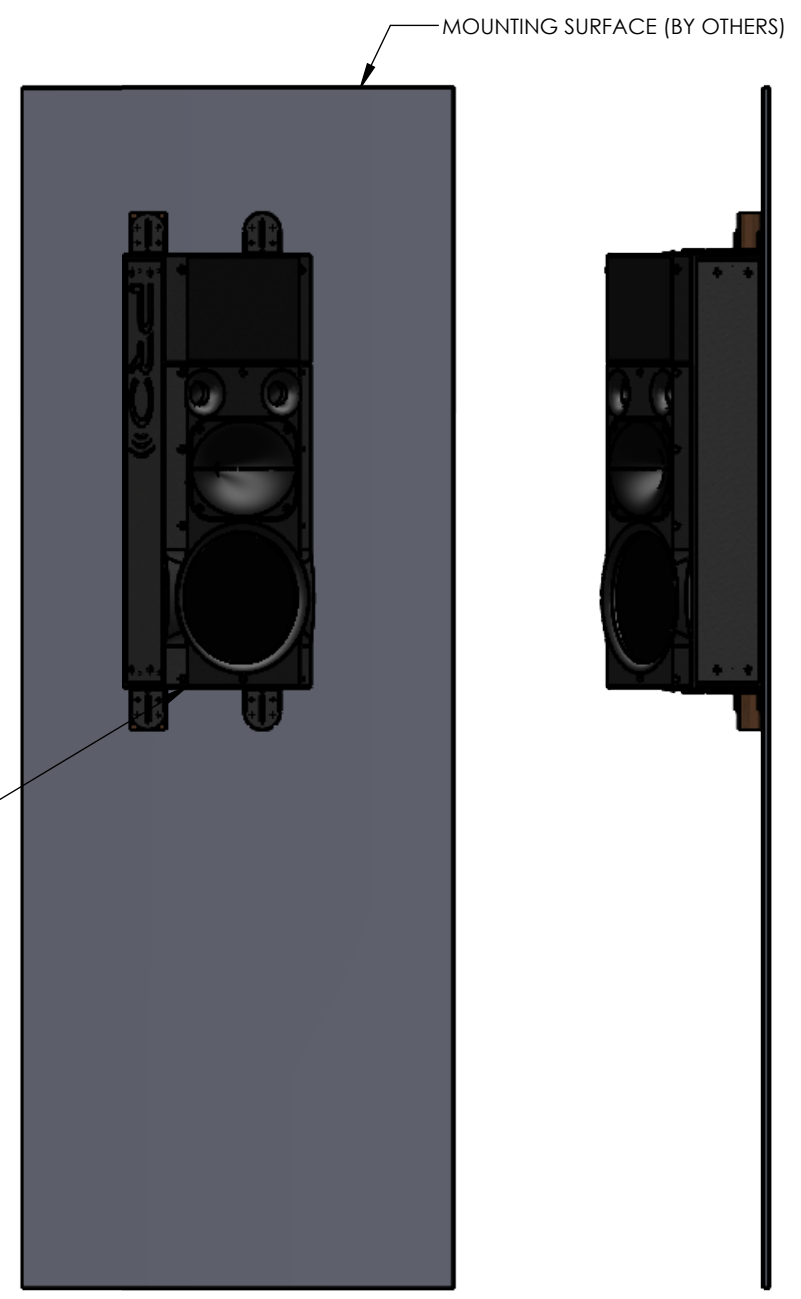
MODEL SR-12ci SHOWN (YOUR MODEL WILL LOOK DIFFERENT)

STUDS, 2"X8" OR GREATER



A SHIM (NOT INCLUDED) MAY BE USED TO ACHIEVE GREATER ANGLES

USE 1/4"-20 SCREWS INSTALLED IN ENCLOSURE TO MOUNT PIVOT BRACKETS



**SURFACE MOUNT - AIMED EXAMPLE**

TITLE: SR-238212ci INSTALL GUIDE		SIZE <b>B</b>	PART NO.	REV
PRO AUDIO TECHNOLOGY		SCALE: 1:1	WEIGHT:	SHEET 2 OF 2

8 7 6 5 4 3 2 1